

External venetian blinds from Griesser. Lamisol®



min. 510 mm, crank drive
min. 590 mm, motor drive
max. 4500 mm



min. 400 mm
max. 4300 mm



max. 8 m², single blind, crank drive
max. 10 m², single blind, motor drive
max. 24 m², connected systems with
motor drive

External venetian blind with profiled slats.



- 1 Yellow Kevlar fibers ensure low stretch and shrinkage levels – the slat end remains in optimum condition for years.
- 2 Sealing lip for good shading – reduces wind noises.
- 3 The well thought-out shape of the guide pin reduces wind noises when closed.
- 4 Connecting hooks made from stainless steel.

- 5 Low wear of lifting cords thanks to the border on the press cuts.



Two different slat widths: Lamisol® 90 (93 mm) or Lamisol® 70 (69 mm).



Perforation: Perforated slats with the benefit of visibility from inside out (option).



Lamisol® Reflect: Two (Lamisol® 70) or three (Lamisol® 90) different slat positions in one curtain (option).



Operating position: The open slat lowering position prevents the room getting dark when the blind is lowered (option).

Limit dimensions

bk Width of construction (rear edge of guide rails)

Minimum

- Crank drive 510 mm
- Motor drive 590 mm

Maximum 4500 mm

Buildings and high-rise structures which are exposed to high wind should decrease this maximum value as required.

hl Opening height

Minimum 400 mm

Maximum 4300 mm

bk × hl Maximum surface area

Single blind

- With crank drive 8 m²
- With motor drive 10 m²

Connected systems

(Max. system width 10 m)

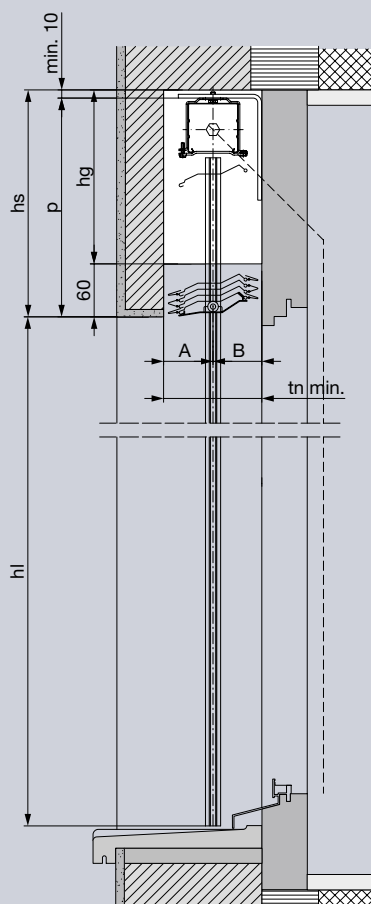
- With crank drive 8 m²
(max. 4 blinds)

A max. of 2 blinds may be connected on each side of the gearbox.

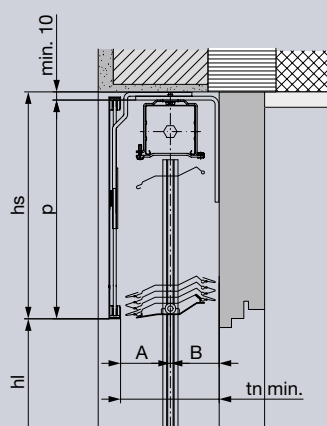
- With motor drive
2 blinds 16 m²
3-4 blinds 24 m²

For 3 or 4 blinds, the motor should be positioned in the center.

Side elevation: Example of header



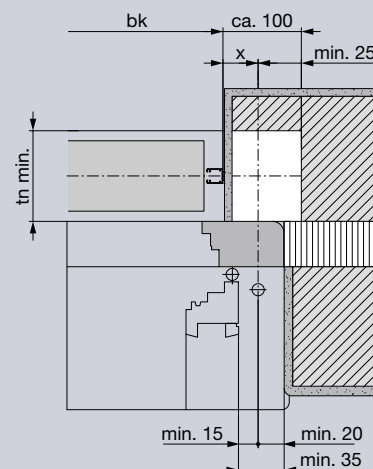
Side elevation: Example with cover



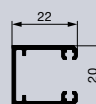
Top elevation for crank drive

With recess (white) for gearbox (not necessary for motor drive). x = Dimension from rear edge of guide rails to center of drive; depending on window construction – no specification.

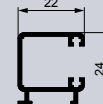
With gearbox in slat area: hs +20 mm. A dimensional tolerance of ±5 mm is observed for the header height.



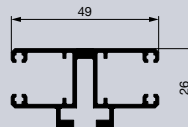
Guide rails



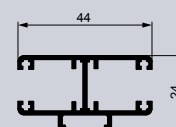
Type E



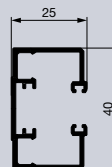
Type C



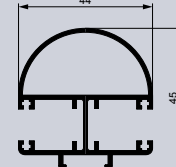
Type D



Type T



Type F



Type R

Header dimensions

Opening height (hl)	Height of header (hs)	
	Lamisol®	
	90	70
400-1750 mm	225 mm	235 mm
1751-2000 mm	235 mm	250 mm
2001-2250 mm	250 mm	265 mm
2251-2500 mm	260 mm	285 mm
2501-2750 mm	275 mm	300 mm
2751-3000 mm	290 mm	315 mm
3001-3250 mm	305 mm	330 mm
3251-3500 mm	320 mm	350 mm
3501-3750 mm	330 mm	365 mm
3751-4000 mm	350 mm	385 mm
4001-4300 mm	360 mm	400 mm

Lamisol® Reflect system +5 mm.

Header dimensions are approximate values which may exhibit negative or positive deviations depending on the technical circumstances.

Depth of niche

	tn	A	B
Lamisol® 90	min. 130*	65	65
Lamisol® 70	min. 100*	50	50

* + possible addition for protruding weatherboard or doorknobs.

Key

- bk = Width of construction
- hl = Opening height
- p = Height of unit
- hs = Height of header (p + min. 10)
- hg = Height of gearbox recess (hs -60)
- tn = Depth of niche

All dimensions are in mm.

Options

Two slat widths

Lamisol® 90 meets the current installation standard for new buildings. Lamisol® 70 is oriented towards the narrow installation situations encountered in renovations and retrofitting.

Perforated slats

The visibility through perforated slats offers the benefit of being inside and being able to see outside. Despite the blinds being lowered. We recommend using these slats in the lower zone.

Operating position (open slat lowering position)

The shade produced when lowering the blinds is often annoying – particularly in the work place. The slat lowering position of around 48 degrees prevents the room from getting dark when the blind is lowered.

Lamisol® Reflect

The Lamisol® Reflect system offers two (Lamisol® 70) or three (Lamisol® 90) different slat positions in one. The lower blind zone protects against unwanted glare on computer screens. The middle zone creates diffused, pleasant daylight. And the upper zone diverts light into the interior of the room and thereby ensures comfort and ambiance.

Lamisol® Fix

The Lamisol® Fix self-supporting blind design preserves the insulation in the header and reduces service costs. A width of up to 2000 mm requires no fastening for the housing – the insulation remains intact and noise transfer is reduced. The stable guide rails (40 x 25 mm) feature service openings.



Lamisol® Reflect with different slat positions in one curtain (option).

Lamisol® Reflect (option)

In a modern, computerized work place, protection from glare and heat are of the utmost importance. But losing natural light and the ability to see outside are sacrifices most offices cannot make. Lamisol Reflect implements a three zone system with perforated slats in the lowest zone, and the correctly angled slats in the upper zones.

Natural light is put to good use, visibility is preserved, and glare is prevented, all with one product.

Glare protection

Closed slats in the lower zone provide glare protection. The difference in brightness in the field of vision is thereby reduced to the recommended value (field of vision/screen max. 3/1).

Use of daylight

The upper zone with open slats allows daylight to be used.

The diagram shows the recommended arrangement for a window with parapets. Clarification is required for the glare protection zone in windows between floors, as is illustrated in the example below.


Example of window with parapet

Window with hl	2100 mm
Parapet	800 mm
Zone C (1/3)	700 mm
Height of glare protection (Parapet + zone C)	1500 mm

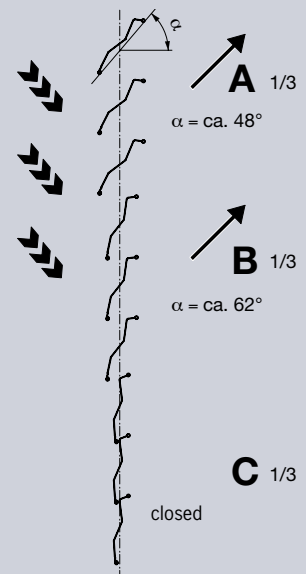
Example of window between floors

Window with hl	2700 mm
No parapet	
Zone C (1/3)	900 mm
Height of glare protection (Only zone C)	900 mm

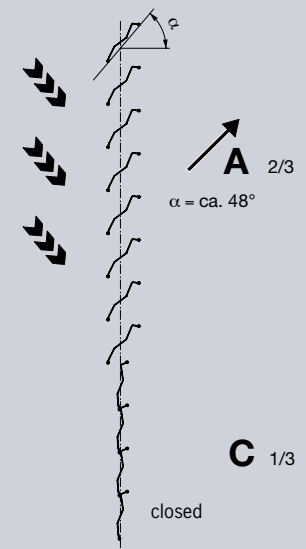
The height of glare protection for the window between floors is clearly too low. Clarification is required for the optimum glare protection zone.



Lamisol® 90 Reflect with 3 zones



Lamisol® 70 Reflect with 2 zones



Optimum use of daylight at a modern computerized work place with Lamisol® 90 Reflect, divided into two zones.

Design description

Blind system

Composite technology with each individual slat directly fastened to the adjusting cords. Connecting hooks made from stainless steel. Adjusting cords (gray) with Kevlar reinforcement (against shrinkage and stretching). Lifting cords (gray) with edge and UV protection. Slat function: Adjustable at every height.

Slats

Robust and rigid profile with rolled-in sound-absorbing plastic sealing lip – good shading. Alternating guide pin made from polyamide (noise-insulating design). Slats bordered on both sides, 92 mm or 69 mm wide, baked enamel finish with aluminum.

End rail made from extruded aluminum, transparently anodized (baked enamel finish as an option).

Guide rails

Made from extruded aluminum, with weatherproof noise insulation inserts, transparently anodized (baked enamel finish as an option).

Housing

Made from sendzimir galvanized sheet steel, open at the bottom, with lifting and adjustment mechanism.

Colors

GriColors

The GriColors range includes 100 color shades in four collections, Glass & Stone, Sun & Fire, Water & Moss and Earth & Wood – from cool white and sunny red to natural blue and earthy brown.

BiColor (option)

External venetian blinds get a new color; when the outside of the slat is brightly colored, a neutral light tone on the inside can optimize the blind functions (as an option). The interior view shows the colors outside on the border edges.

The guides and end rails are transparently anodized (baked enamel finish in one color as an option).

Operating instructions

- The solar shading systems should be retracted if it is windy.
- The systems must not be operated if there is a risk of ice.
- The systems must be accessible for maintenance work.
- Observe the VSR data sheets.

For more information about our services and products and for planning tips, go to www.griessergroup.com.



Your partner

Subject to change without prior notice